





Via Zoom



## Sunday 10<sup>th</sup> May 2020

We have really enjoyed our Messy Church zoom services and we are having another one on Sunday. This time our theme is a verse taken from Luke Gospel where Jesus says “I am the way, the truth and the life”. Here are some crafts that you might like to do before the service on Sunday. There are also some colouring and activity sheets attached to the email or available on the website. You will find the Messy Church page under the news tab. Our web address is <https://www.stmarysbaldock.org.uk/>

Make sure you bring any crafts to the service, and also the food items that you need to do the journey craft. I will send the zoom service link later in the week.

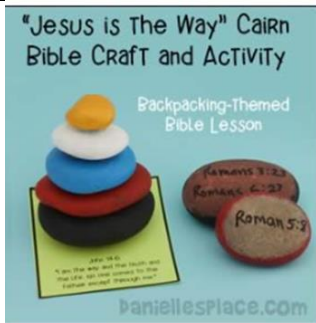
Crafts and Activities	What to do
	<p><b>Katrina will be helping you to make an edible way at the start of the Messy service, so please have a selection of these things available to use:</b></p> <ul style="list-style-type: none"> <li>a plastic placemat (to make a firmer base for the kitchen towel)</li> <li>2 sheets of kitchen towel (could do without if the mat is fairly plain, but mine had lots of sea creatures all over it!)</li> <li>2 handfuls of (dry) cereal in a bowl (path)</li> <li>carrots sticks or bread sticks (to build buildings)</li> <li>something green eg grapes, cucumber, green pepper, broccoli (park)</li> <li>cheese triangle if you have them or something you can make a triangle shape (adults could cut bread) (church spire)</li> <li>2 strips of bread (to make a cross) (Jesus)</li> <li>4 biscuits or crackers (square shape will look most like buildings eg malted milk, cream crackers, bourbon, custard cream - all ideal size)(buildings)</li> <li>a handful of raisins / jelly babies / smarties/ small sweets ( people)</li> <li>a small pot of yoghurt/jelly/desert</li> </ul>
	<p>Watch this video to learn how to make your own compass using a needle, a piece of cork and a bowl of water.</p> <p>If you have a compass at home check whether or not it is pointing north. Do you know which way north is in every room of your house?</p> <p><a href="https://www.bbc.co.uk/bitesize/topics/zrvbkqt/articles/zfb6pbk">https://www.bbc.co.uk/bitesize/topics/zrvbkqt/articles/zfb6pbk</a></p>



# Via Zoom



Cut an arrow out of card board and decorate it. On one side write “Jesus” and on the other side write “one way”. Punch a hole in the top of the arrow and tie a piece of wool or string to the arrow and then hang it on your bedroom door as a reminder.



Find 5 different sized stones and paint them different colours. On the bottom of each stone write a bible verse which you know helps you remember that Jesus loves you. Or find 6 stones and write on the bottom of them Jesus said “I am the way”. If you haven’t got any paint, it doesn’t matter you can just build a cairn. Talk together about journey you have been on and where you want to go when lockdown is over.

Cairns are used to mark trails that might be hard to follow. They keep hikers from getting lost. They tell hikers which way to go. Jesus is a lot like cairn as he shows us the way.



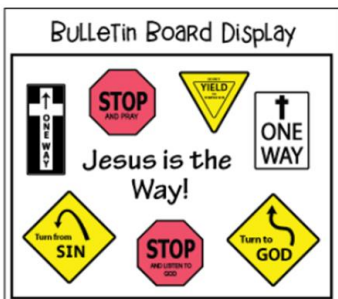
**Obstacle course**  
 You will need: a clear space inside or out;  
 Create an obstacle course out of objects that you have in the house or the garden. Blindfold a member of the household and then someone else direct them through the course. How does it feel to trust someone else to get you through the course? Jesus says that he will help us through our lives if we trust him.




## Via Zoom



### "Jesus is the Way" Bulletin



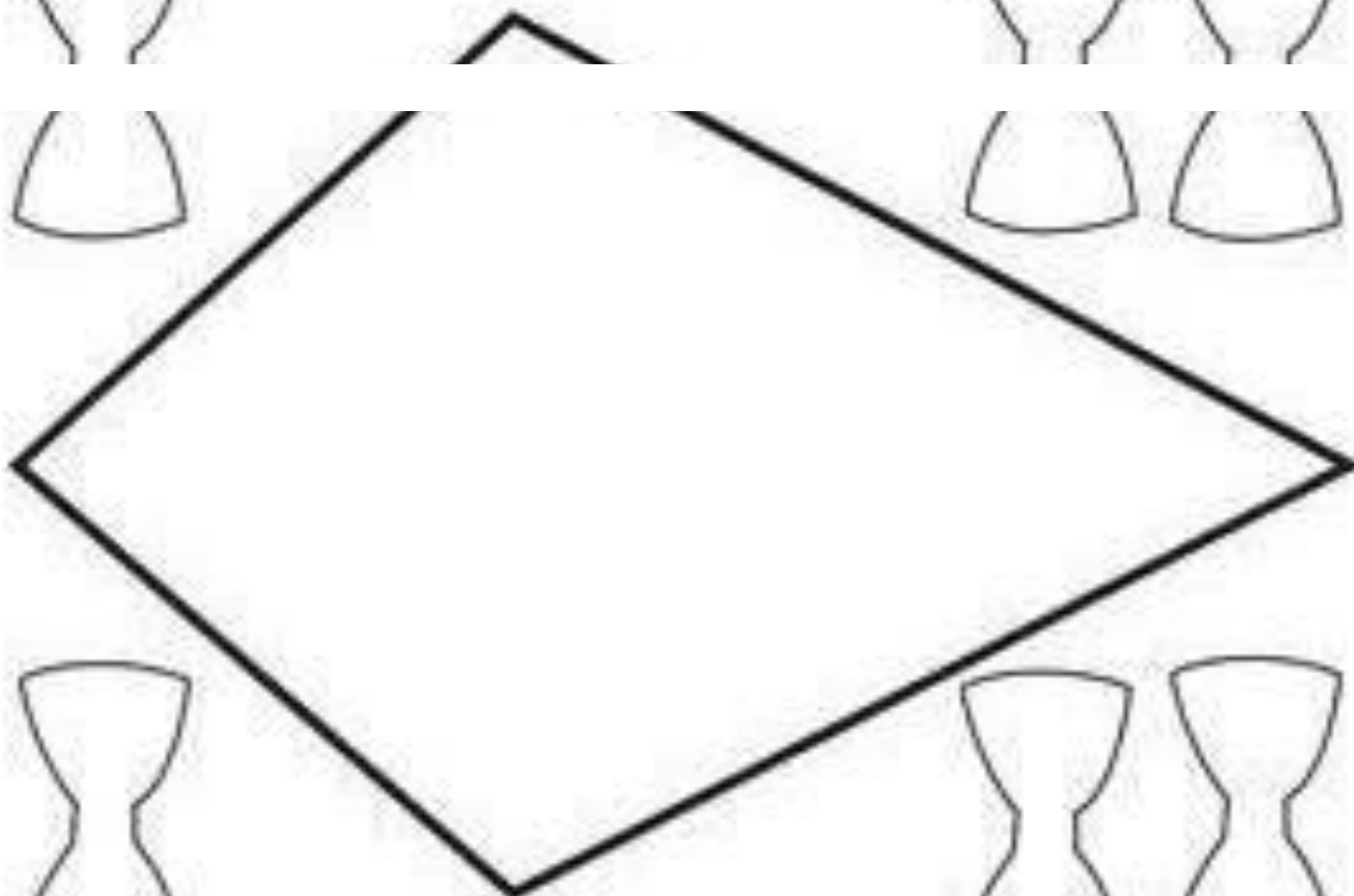
Look at the highway code and then make some road signs of your own, changing the words to something which reminds you that Jesus is the way.



Use the template, or draw your own kite and decorate it.

Make sure you write today's verse on it somewhere

"Jesus said I am the way, the truth and the life."






# "I AM" THE WAY, TRUTH, & THE LIFE



Guide the angels to heaven.

END



START