



Via Zoom



## Sunday 12<sup>th</sup> April 2020

After the success of last Sunday's Messy Church we thought we would join together again to celebrate Easter Sunday and the resurrection of Jesus. As you will see from the attached poster, we will be meeting via zoom due to the national lockdown. If you want to join us, click on this link: <https://us02web.zoom.us/j/567734869?pwd=Wm1WVGgrQW8rYm56bFBxWnNSZzVYQT09>

Meeting ID: 567 734 869

Password: 028508



Below are some crafts that Katrina has put together that you might like to do before (or after) Messy Church on Sunday. There are also other crafts on the Messy Church page on our website. You will find the page under the news tab. Our web address is <https://www.stmarysbaldock.org.uk/>




Make sure you bring any crafts to the service, and the Easter eggs that you have found in your hunt before the service. Please also bring some paper and pens or pencils as we will be using these in the prayers.



Via Zoom



Crafts and Activities	What to do
 A black and white line drawing of an Easter scene. In the foreground, a stone is rolled away from the entrance of an open tomb. In the background, three crosses stand on a hill under a bright sun with rays. A banner across the scene reads "HE IS RISEN".	<p>You might like to print of a copy of this picture, which is attached to the email and colour it in before the service.</p> <p>If you haven't got a printer you could draw your own picture to represent Easter Sunday morning.</p>
 A photograph of a simple cross made from two dark, natural sticks. The cross is centered on a light blue background.	<p>On your daily walk/ cycle /scoot pick up a couple of sticks and make a cross tying them together with string, wool, cotton or a pipecleaner .</p> <p>The one in the photo fits on an A4 piece of paper to give you an idea of size.</p> <p>There are lots of twigs and branches in the churchyard near the bee garden!</p>

	<p>Have a go at making this Holy Week to eat.</p> <p>The base is piece of buttered bread          The donkey is chocolate.          The cross is a biscuit (I think)          There are seeds as nails          Red and black food gel</p>
	<p>Use any paper that you have at home and create a picture of the empty tomb like the one in the picture. If you have a stone which can be moved, you will be able to open the tomb during the service when we re-tell the story of Easter morning.</p>
	<p><b>Easter Egg Hunt</b> Don't forget to find the six paper eggs before the service starts as you will need these for Andrew's talk.</p>